

# Advanced Applications of Optical Time Domain Reflectometry in Industry and Nuclear Reactors (A Memorandum)

Bahman Zohuri\*

Galaxy Advanced Engineering, Albuquerque, New Mexico 87111

\*Corresponding author: Bahman Zohuri, Galaxy Advanced Engineering, Albuquerque, New Mexico 87111.

Submitted: 25 June 2024    Accepted: 28 June 2024    Published: 03 July 2024

 <https://doi.org/10.63620/MKNJASR.2024.1019>

**Citation:** Zohuri, B. (2024). *Advanced Applications of Optical Time Domain Reflectometry in Industry and Nuclear Reactors (A Memorandum)*. *Nov Joun of Appl Sci Res*, 1(4), 01-07

## Abstract

*This article explores the convergence of advanced nuclear reactor technology and Optical Time Domain Reflectometry (OTDR) enhanced by Artificial Intelligence (AI) and Machine Learning (ML). It highlights the operational principles and applications of Boiling Water Reactors (BWRs), Pressurized Water Reactors (PWRs), and Sodium-cooled Fast Reactors (SFRs), including the innovative TerraPower Natrium reactor. The discussion focuses on the critical role of OTDR in monitoring and maintaining optical fiber networks in high-radiation environments typical of nuclear reactors. Furthermore, it examines how AI and ML integration enhances OTDR capabilities in fault detection, predictive maintenance, and system optimization. The article concludes that these technological advancements collectively enhance nuclear reactor safety, efficiency, and sustainability, paving the way for a reliable and low-carbon energy future. Overall, this memorandum provides a detailed overview of OTDR and its significant applications, particularly in the context of BWR and PWR nuclear reactors. The integration of OTDR technology in these environments underscores its critical role in maintaining safety, efficiency, and reliability.*

**Keywords:** Optical Time Domain Reflectometry (OTDR), Artificial Intelligence (AI), Machine Learning (ML), Boiling Water Reactor (BWR), Pressurized Water Reactor (PWR), Sodium-cooled Fast Reactor (SFR), TerraPower Natrium Reactor, Nuclear Energy, High-Radiation Environments, Predictive Maintenance, Fault Detection, Sustainable Energy, Energy Storage, Modular Reactor Design, Seismic Data Monitoring

## Introduction

Optical Time Domain Reflectometry (OTDR) is a powerful technique used in the field of fiber optics for measuring the loss and performance of optical fibers. OTDR operates by sending a series of optical pulses into the fiber and measuring the reflected signals that return to the source. This technology has found extensive applications across various industries, including telecommunications, manufacturing, and notably, nuclear power generation. In nuclear reactors, such as Boiling Water Reactors (BWR) and Pressurized Water Reactors (PWR), OTDR is utilized for critical tasks like water level measurement, power density measurement, and seismic data monitoring. This article explores the principles of OTDR, its industrial applications, and its specific use cases in BWR and PWR environments [1].

The intersection of advanced nuclear reactor technology such as Advanced Reactor Concept (ARC) and sophisticated monitoring systems marks a significant leap forward in ensuring safe, effi-

cient, and sustainable energy production. Optical Time Domain Reflectometry (OTDR), an essential tool for monitoring optical fiber networks, plays a crucial role in this landscape. When augmented with Artificial Intelligence (AI) and Machine Learning (ML), OTDR's capabilities in fault detection, predictive maintenance, and system optimization are vastly improved. This integration is particularly critical in the high-radiation environments typical of nuclear reactors [2].

This article delves into the principles, benefits, and applications of OTDR enhanced by AI and ML, with a specific focus on its use in nuclear reactors such as Boiling Water Reactors (BWRs), Pressurized Water Reactors (PWRs), and Sodium-cooled Fast Reactors (SFRs). Among these, the TerraPower Natrium reactor stands out as a cutting-edge development, combining sodium-cooled fast reactor technology with integrated energy storage to address modern energy challenges.

By examining how OTDR and AI/ML technologies contribute to accurate water level measurement, power density assessment, and seismic data monitoring, this article highlights their vital role in enhancing reactor safety and performance. Furthermore, it explores the transformative potential of these advancements in achieving a sustainable and reliable energy future. Through the detailed analysis of these systems and their integration, this article aims to provide a comprehensive understanding of how these innovations are revolutionizing the nuclear industry and paving the way for next-generation energy solutions.

### Principles of Optical Time Domain Reflectometry

OTDR is a type of reflectometry used to characterize optical fibers. The primary principle involves sending a light pulse through the fiber and analyzing the scattered and reflected light that returns as artistically depicted in Figure-1 and Figure-2 as well. The key parameters measured by OTDR include:

- **Attenuation:** The reduction in signal strength as the light travels through the fiber.
- **Splice Loss:** The loss of signal strength at a splice point where two fibers are joined.
- **Reflectance:** The amount of light reflected back from events such as breaks, splices, or connectors.

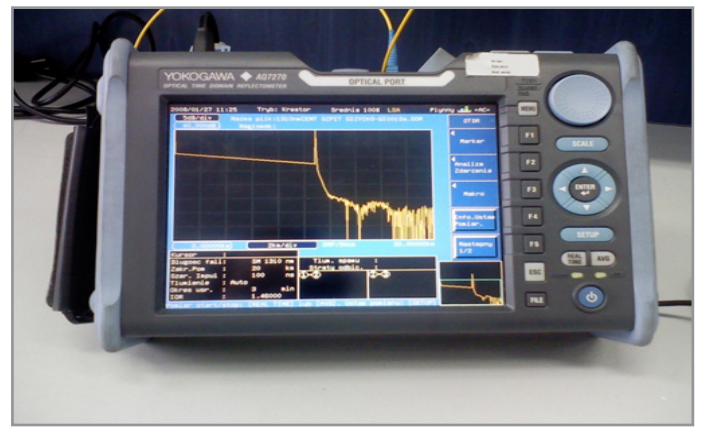
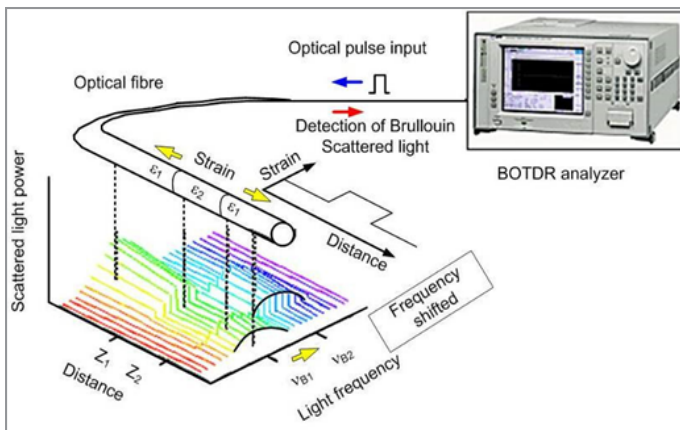
- **Fiber Length:** The distance to the end of the fiber or to specific points of interest along the fiber.

OTDR can detect faults, measure distances, and assess the overall health of an optical fiber network. The ability to locate and diagnose issues with precision makes OTDR an invaluable tool in various applications.

Moreover, Optical Time Domain Reflectometry (OTDR) is a fundamental technique used for analyzing and characterizing optical fiber networks. OTDR operates on the principle of time domain reflectometry, which involves sending a series of light pulses down an optical fiber and measuring the time and intensity of the reflected light that returns to the source. This process allows for the precise localization and characterization of faults, splices, and other anomalies along the length of the fiber. Figure-3

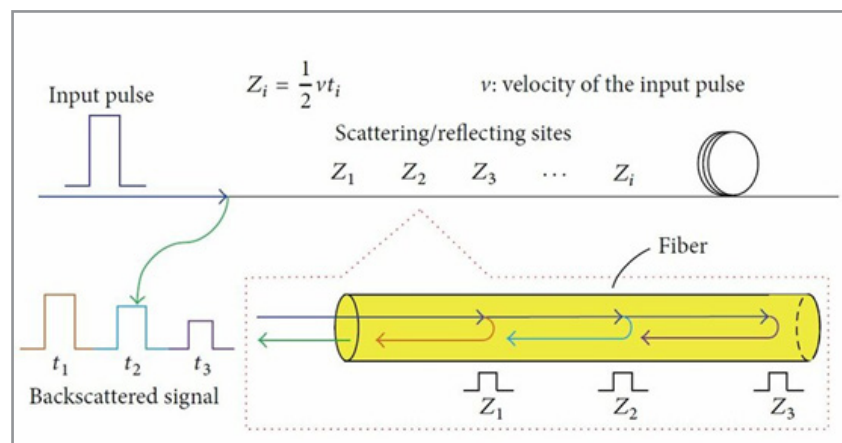
### Core Components and Functionality

**Pulse Generation:** The OTDR device generates short pulses of laser light, which are injected into the optical fiber. These pulses travel through the fiber, encountering various points of reflection and scattering caused by imperfections, splices, and connectors.



**Figure 1:** The Principle of Brillouin Optical Domain Reflectometry (BOTDR) Strain Sensing Technique Artistic Depiction  
(Source: www.researchgae.net based on Bruker Company)

**Figure 2:** Versatile Fiber Tester  
(Source: www.kingfisherfiber.com)



**Figure 3:** Optical Time Domain Reflectometry Measurement Principle  
(Source: www.electrent.com)

**Backscattering and Reflection:** As the light pulses propagate through the fiber, a small fraction of the light is scattered back toward the source due to Rayleigh scattering. Additionally, larger reflections occur at points where there are significant changes in the refractive index, such as splices, connectors, or breaks.

**Time Measurement:** The OTDR measures the time it takes for the backscattered and reflected light to return to the source. Since the speed of light in the fiber is known, this time measurement can be used to calculate the distance to each point of reflection or scattering within the fiber.

**Signal Analysis:** The returning signals are detected and analyzed to create a trace or signature of the fiber. This trace provides detailed information about the fiber's attenuation, the location and magnitude of losses, and the presence of faults or splices.

**Event Identification:** The OTDR trace shows distinct spikes or dips corresponding to different events along the fiber. Peaks usually indicate reflective events such as connectors or breaks, while dips represent non-reflective losses like splices. The height and width of these features provide insights into the nature and severity of the events.

#### Applications and Advantages

**Fault Localization:** OTDR is widely used for pinpointing the exact location of faults, breaks, and degradations in optical fiber networks. This capability is crucial for efficient network maintenance and rapid fault recovery.

**Installation and Certification:** During the installation of fiber networks, OTDR helps in verifying the integrity of the splices and connectors, ensuring that the network meets the required standards and specifications.

**Network Maintenance:** Regular OTDR testing allows for proactive maintenance by identifying potential issues before they escalate into major faults, thereby reducing downtime and maintenance costs.

**Characterization of Fiber Links:** OTDR provides a comprehensive profile of the fiber link, including loss per unit length, splice loss, and overall link loss, which are essential parameters for network performance optimization.

**Versatility and Non-Destructive Testing:** One of the significant advantages of OTDR is its non-destructive nature, allowing for continuous monitoring and testing of live fiber networks without interrupting service.

By understanding and leveraging the principles of OTDR, network operators can ensure the reliability, performance, and longevity of optical fiber networks. When combined with advanced AI and ML algorithms, OTDR becomes an even more powerful tool, offering enhanced data analysis, fault prediction, and system optimization capabilities, particularly in complex and high-stakes environments like nuclear reactors.

#### Application of OTDR in Industry

The followings are listed possible application of Optical Time Domain Reflectometry (OTDR) and their holistic description of them as:

#### Manufacturing

OTDR is used in the manufacturing sector to test and ensure the quality of optical fibers before they are deployed. It helps in identifying defects, measuring the performance of the fibers, and ensuring that they meet industry standards. Manufacturers rely on OTDR to maintain high-quality production and to reduce the incidence of defective products reaching the market.

#### Telecommunication

In the telecommunications industry, OTDR is widely used for the installation and maintenance of fiber optic networks. It helps in verifying the integrity of the fiber, locating faults, and ensuring that the network operates efficiently. OTDR is essential during the deployment of new networks, troubleshooting issues, and performing routine maintenance.

#### Nuclear Power Generation

OTDR's application in nuclear power generation is particularly significant due to the stringent safety and monitoring requirements. The following sections discuss the specific uses of OTDR in Boiling Water Reactors (BWR), Pressurized Water Reactors (PWR) and possibly Sodium-cooled Fast Reactor (SFR) over-view as part of Small Modular Reactors (SMRs) or Generation-IV (GN-IVs) fleet of reactors [3-6].

Following section goes a bit of granular level of information for purpose of application within advanced usage for multi-implementation in different type reactors as we mentioned in above [7].

#### OTDR in Boiling Water Reactors (BWRs)

A Boiling Water Reactor (BWR) is a type of nuclear reactor used for generating electricity. In a BWR, water serves both as a coolant and as a moderator. The primary mechanism involves the direct boiling of water in the reactor core, producing steam which drives a turbine connected to an electricity generator.

The following are few aspects of integration of OTDR as part on possible Incore applications:

#### Water Level Measurement

In BWRs, maintaining accurate water levels is crucial for safe and efficient reactor operation See Figure-4. OTDR technology is employed to measure the water level within the reactor vessel. Optical fibers are installed at various heights in the reactor, and OTDR is used to detect the interface between water and steam. This is achieved by analyzing the changes in the reflectance and attenuation of the optical signal as it encounters different media. Accurate water level measurement helps in preventing overheating, managing reactor power output, and ensuring the overall safety of the reactor.

#### Power Density Measurement

OTDR is also used for power density measurement in BWRs. By deploying optical fibers in the reactor core, OTDR can monitor the distribution of neutron flux, which is directly related to the power density. The ability to measure power density in real-time allows operators to optimize reactor performance and maintain a balanced power output across the core. This enhances the efficiency of the reactor and helps in extending its operational lifespan.



## Seismic Data Monitoring

Seismic activity poses a significant risk to nuclear reactors. OTDR is employed to monitor seismic vibrations and structural integrity in BWRs. Optical fibers are embedded in the reactor structure and surrounding areas to detect and measure seismic waves. OTDR's sensitivity to minute changes in the fiber's condition allows for early detection of seismic events, enabling timely responses and mitigating potential damage. Continuous seismic monitoring is essential for ensuring the safety and resilience of nuclear reactors in seismic zones.

## OTDR in Pressurized Water Reactors (PWRs)

A Pressurized Water Reactor (PWR) is a type of nuclear reactor commonly used for generating electricity. In a PWR, water is used as both a coolant and a moderator, but unlike in Boiling Water Reactors (BWRs), the water in the reactor core is kept under high pressure to prevent it from boiling. Figure-5

The following are few aspects of integration of OTDR as part on possible Incore applications:

### Water Level Measurement

Similar to BWRs, PWRs also require precise water level measurement to ensure safe operation. OTDR is used to monitor the water levels in both the reactor vessel and the pressurizer. The pressurizer maintains the pressure within the reactor coolant system, and accurate water level measurements are critical for its operation. OTDR technology provides reliable data on water levels, helping operators maintain optimal conditions and prevent accidents caused by low water levels.

### Power Density Measurement

In PWRs, OTDR is used to measure power density within the reactor core. By placing optical fibers in strategic locations, OTDR can provide real-time data on the neutron flux distribution. This information is crucial for balancing the power out-

put, optimizing fuel usage, and preventing hotspots within the reactor core. Accurate power density measurement enhances the reactor's efficiency and safety.

## Seismic Data Monitoring

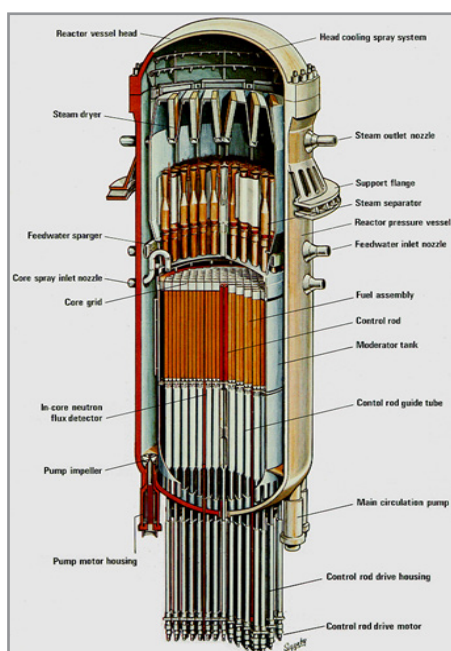
PWRs, like BWRs, are susceptible to seismic events. OTDR is utilized to monitor structural integrity and detect seismic vibrations. Optical fibers embedded in the reactor's structure provide continuous data on seismic activity. OTDR's ability to detect minute changes in the fiber's condition makes it an effective tool for early warning systems and structural health monitoring. Ensuring the structural integrity of PWRs in the event of seismic activity is vital for preventing catastrophic failures.

By the same token, Sodium-cooled Fast Reactor (SFR) are using OTDR the same that is used as application in BWR and PWR reactors. See Figure-6

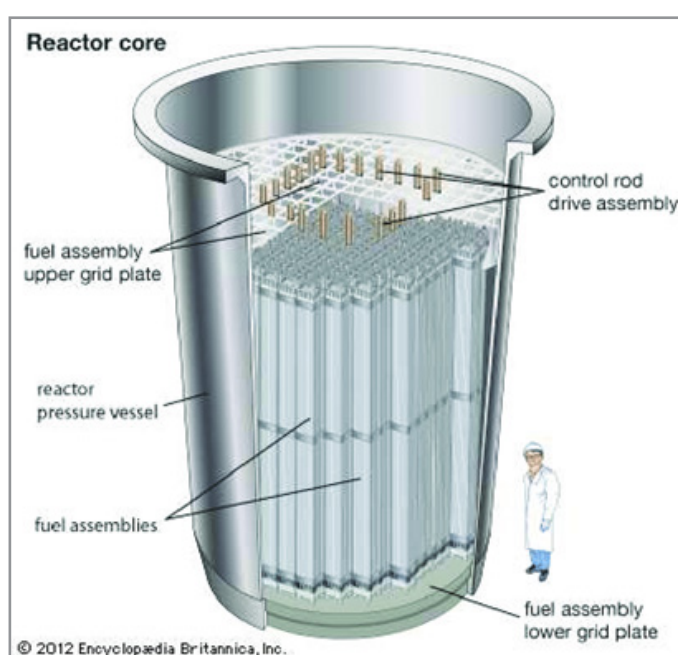
A Sodium-cooled Fast Reactor (SFR) is a type of advanced nuclear reactor that uses liquid sodium as a coolant and operates on fast neutrons. Unlike conventional reactors that use water as a coolant and moderator, SFRs employ liquid sodium to transfer heat from the reactor core to the steam generators. This allows for higher operating temperatures and increased thermal efficiency.

## Monitoring and Data Analysis

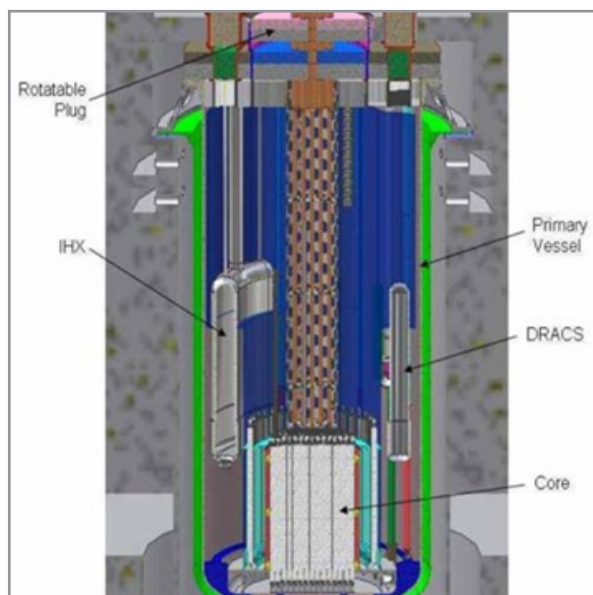
OTDR technology is not limited to real-time measurement; it also plays a crucial role in data analysis and long-term monitoring. By continuously collecting data, OTDR systems can identify trends, predict potential issues, and support preventive maintenance. The integration of OTDR with data analytics and machine learning algorithms enhances its capability to provide actionable insights. In nuclear reactors, this means better predictive maintenance, improved safety protocols, and more efficient operation.



**Figure 4:** Typical Pressure Vessel of Boiling Water Reactor  
(Source: [www.NRC.gov](http://www.NRC.gov))



**Figure 5:** Typical Core of Pressurized Water Reactor (PWR)  
(Source: Courtesy of Encyclopædia Britannica Inc.)



**Figure 6:** GEN-IV Sodium-cooled Fast Reactor Conceptual Core Design  
(Source www.Researchgate.net)

### TerraPower's Sodium Reactor Overview

The Sodium reactor is an advanced nuclear reactor design developed by TerraPower in collaboration with GE Hitachi Nuclear Energy. It is a sodium-cooled fast reactor (SFR) that integrates innovative technologies to enhance safety, efficiency, and flexibility in power generation. Named after the Latin word for sodium, "natrium," the reactor leverages the benefits of sodium cooling to provide a new generation of nuclear energy solutions.

### Key Features

1. **Sodium-Cooled Fast Reactor:** The Sodium reactor uses liquid sodium as a coolant, enabling efficient heat transfer and operation at low pressures. This fast reactor design allows for a high neutron economy and the ability to burn a variety of nuclear fuels, including spent nuclear fuel and depleted uranium.
2. **Integrated Energy Storage:** One of the standout features of the Sodium reactor is its integrated energy storage system. This system uses molten salt to store excess heat generated during low-demand periods. The stored heat can be released to generate additional electricity during peak demand, providing flexible and reliable power output.
3. **High-Temperature Operation:** The reactor operates at high temperatures, which enhances thermal efficiency and supports applications beyond electricity generation, such as industrial heat processes and hydrogen production.
4. **Enhanced Safety:** The Sodium reactor incorporates passive safety systems and inherent safety features. The use of liquid sodium as a coolant reduces the risk of pressure-related accidents. Additionally, the reactor design includes features that allow it to safely shut down and cool itself without external power or operator intervention during abnormal conditions.
5. **Modular Design:** The Sodium reactor is designed to be modular, allowing for scalable deployment. This modular approach can reduce construction times and costs, making it more economically viable for a range of applications.

In summary, TerraPower's Sodium reactor represents a significant advancement in nuclear reactor technology. By combining the benefits of sodium cooling, high-temperature operation, and integrated energy storage, the Sodium reactor offers a flexible, efficient, and safe solution for modern energy challenges. Its modular design and diverse applications make it a promising option for achieving sustainable and reliable energy production in the future.

### Data Integration and Analysis

Modern OTDR systems are integrated with advanced data analysis tools. These tools can process large volumes of data, identify patterns, and generate reports. In nuclear power plants, the integration of OTDR data with other monitoring systems provides a comprehensive view of the reactor's condition. This holistic approach to data analysis improves decision-making and supports the proactive management of reactor safety and performance.

### Predictive Maintenance

Predictive maintenance is a significant advantage of using OTDR in industrial applications. By continuously monitoring the condition of optical fibers and the systems they are embedded in, OTDR can predict potential failures before they occur. This allows operators to schedule maintenance activities proactively, reducing downtime and preventing costly repairs. In nuclear reactors, predictive maintenance is critical for ensuring continuous and safe operation.

In summary, Optical Time Domain Reflectometry (OTDR) is a versatile and powerful technology with wide-ranging applications in various industries. Its ability to measure, monitor, and analyze optical fibers makes it an invaluable tool in telecommunications, manufacturing, and particularly in nuclear power generation. In Boiling Water Reactors (BWR) and Pressurized Water Reactors (PWR), OTDR is used for crucial tasks such as water level measurement, power density measurement, and

seismic data monitoring. The integration of OTDR with data analytics and predictive maintenance systems enhances its utility, ensuring safe, efficient, and reliable operation of nuclear reactors. As technology continues to advance, the role of OTDR in industry and nuclear power generation is set to expand, offering even greater benefits and applications.

### Augmentation of Artificial Intelligence and Machine Learning with OTDR

The integration of Artificial Intelligence (AI) and Machine Learning (ML) with Optical Time Domain Reflectometry (OTDR) represents a significant advancement in the field of fiber optics and its applications across various industries. AI and ML technologies enhance OTDR capabilities by improving data analysis, fault prediction, and system optimization. This integration is particularly transformative in complex and safety-critical environments like nuclear power generation, where accurate monitoring and predictive maintenance are crucial. This article explores the principles of augmenting OTDR with AI and ML, its benefits, and its applications in industries such as telecommunications, manufacturing, and nuclear power [8, 9].

#### Principles of AI and ML Augmentation in OTDR

AI and ML augment OTDR systems by processing and analyzing the vast amounts of data generated during optical fiber testing and monitoring. The key components of this integration include:

1. **Data Collection:** OTDR systems continuously collect data on optical signal attenuation, splice loss, reflectance, and fiber length.
2. **Data Processing:** AI algorithms preprocess this data, filtering out noise and normalizing the values to ensure consistency and accuracy.
3. **Pattern Recognition:** ML models are trained on historical data to recognize patterns and anomalies in the OTDR signals. These models can detect subtle changes that may indicate potential faults or performance issues.
4. **Predictive Analytics:** AI-driven predictive analytics forecast future performance and potential failures based on current and historical data trends.
5. **Automated Decision-Making:** AI systems can automate decision-making processes, such as triggering alarms, scheduling maintenance, and optimizing network performance based on real-time data insights.

#### Benefits of AI and ML Augmentation in OTDR

The integration of AI and ML with OTDR offers several benefits:

1. **Enhanced Fault Detection:** AI and ML algorithms can detect faults and anomalies with higher accuracy and at earlier stages than traditional OTDR analysis methods. This allows for prompt intervention and reduces the risk of catastrophic failures.
2. **Predictive Maintenance:** AI-driven predictive maintenance models forecast potential issues before they occur, enabling proactive maintenance scheduling. This minimizes downtime and extends the lifespan of optical networks and components.
3. **Improved Data Accuracy:** AI algorithms improve the accuracy of data interpretation by filtering out noise and compensating for environmental factors that may affect measurements.

4. **Real-Time Monitoring:** AI enhances the capability of OTDR systems to provide real-time monitoring and analysis, offering instant insights and immediate response to issues.
5. **Optimized Performance:** ML models continuously learn from new data, optimizing the performance of OTDR systems and the networks they monitor over time.

### OTDR in High-Radiation Environments of Nuclear Reactors

Optical Time Domain Reflectometry (OTDR) is a valuable tool for monitoring and maintaining optical fiber networks, but its usage in the high-radiation environments of nuclear reactors, such as Boiling Water Reactors (BWR), Pressurized Water Reactors (PWR), and Liquid Metal Reactors like sodium (Na) or Lead-Bismuth Eutectic (LBE) cooled reactors, poses significant challenges. High radiation levels can affect the performance and longevity of optical fibers and the OTDR systems themselves.

#### Challenges and Adaptations

1. **Radiation-Induced Attenuation (RIA):** High radiation levels can cause significant attenuation in optical fibers, leading to loss of signal strength and degradation of data quality. This effect, known as Radiation-Induced Attenuation (RIA), can impair the accuracy and reliability of OTDR measurements.
2. **Material Selection:** To mitigate the effects of radiation, special radiation-hardened optical fibers are used. These fibers are designed to withstand high doses of radiation with minimal degradation. Materials such as pure silica fibers doped with specific elements (e.g., phosphorus or germanium) can enhance radiation resistance.
3. **Protective Shielding:** OTDR equipment can be housed in radiation-shielded enclosures to protect the sensitive electronics from direct exposure. This ensures the longevity and reliability of the OTDR system despite the harsh environmental conditions.
4. **Remote Operation:** Deploying OTDR systems in remote or less exposed areas of the reactor, while using radiation-hardened fiber extensions, can reduce direct radiation impact. This approach allows for continuous monitoring without exposing the core OTDR system to high radiation levels.

#### Feasibility and Applications

While challenging, the use of OTDR in high-radiation environments is feasible with the right adaptations. Radiation-hardened fibers and protective measures allow OTDR to perform crucial monitoring functions, such as water level measurement, power density measurement, and seismic data monitoring, in BWR, PWR, and liquid metal reactors. These adaptations ensure that OTDR can provide accurate, reliable data critical for the safe and efficient operation of nuclear reactors.

In summary, the integration of OTDR in high-radiation environments like BWR, PWR, and liquid metal reactors is achievable with proper material selection, protective shielding, and strategic deployment. By addressing the challenges posed by radiation, OTDR systems can continue to offer valuable insights and monitoring capabilities essential for maintaining reactor safety and performance [10].

## Conclusion

The advancements in nuclear reactor technology and fiber optic monitoring systems demonstrate significant progress in addressing modern energy challenges and enhancing operational safety. From the innovative designs of Boiling Water Reactors (BWRs) and Pressurized Water Reactors (PWRs) to the cutting-edge Sodium-cooled Fast Reactors (SFRs) and TerraPower's Natrium reactor, the nuclear industry continues to evolve towards more efficient, safer, and sustainable solutions.

Optical Time Domain Reflectometry (OTDR) plays a crucial role in this evolution by providing precise monitoring and maintenance capabilities for optical fiber networks in challenging environments, including high-radiation areas of nuclear reactors. The integration of Artificial Intelligence (AI) and Machine Learning (ML) with OTDR further enhances these capabilities, offering improved fault detection, predictive maintenance, and optimized performance.

Specifically, in nuclear reactors like BWRs, PWRs, and liquid metal-cooled reactors, OTDR combined with AI and ML can ensure accurate water level measurement, power density assessment, and seismic data monitoring. These advancements contribute significantly to reactor safety, operational efficiency, and longevity.

The TerraPower Natrium reactor exemplifies the future of nuclear power with its sodium-cooled fast reactor design and integrated energy storage system. It addresses the dual challenges of energy demand fluctuation and carbon emission reduction, making it a versatile and promising technology for sustainable energy production.

Overall, the convergence of advanced reactor designs and sophisticated monitoring technologies like OTDR, augmented with AI and ML, marks a transformative period in the nuclear industry. These innovations not only enhance the safety and efficiency of nuclear reactors but also contribute to a sustainable and reliable energy future. As these technologies continue to

develop and integrate, they hold the potential to revolutionize how we produce, monitor, and manage nuclear energy, ensuring it remains a vital component of the global energy mix.

## References

1. Zohuri, B. (2024). Enhancing Nuclear Reactor Safety Application of Fiber Bragg Grating (FBG) Arrays and Optical Fiber Resilience in Harsh Radiation Environments and Seismic Vibrations in Boiling Water Reactors (BWRs). *Novel Journal of Applied Sciences Research*, 1, 1-9.
2. Zohuri, B. (2019). *Small Modular Reactors as Renewable Energy Sources*. Springer Publishing Company.
3. Zohuri, B., & McDaniel, P. J. (2019). *Advanced Smaller Modular Reactors: An Innovative Approach to Nuclear Power*. Springer Publishing Company.
4. Zohuri, B., & McDaniel, P. J. (2021). *Introduction to Energy Essentials: Insight into Nuclear, Renewable, and Non-Renewable Energies*. Academic Publishing Company.
5. Zohuri, B. (2020). *Nuclear Micro Reactors*. Springer Publishing Company.
6. Zohuri, B., & McDaniel, P. J. (2018). *Thermodynamics in Nuclear Power Plant Systems* (2nd ed.). Springer Publishing Company.
7. Paydar, A. Z., Mousavi Balgehshiri, S. K., & Zohuri, B. (2023). *Advanced Reactor Concepts (ARC): A New Nuclear Power Plant Perspective Producing Energy* (1st ed.). Elsevier.
8. Zohuri, B. (2021). *Molten Salt Reactors and Integrated Molten Salt Reactors: Integrated Power Conversation*. Academic Press.
9. Zohuri, B., & Zadeh, S. (2020). *Artificial Intelligence Driven by Machine Learning and Deep Learning*. Nova Science Publication Inc.
10. Birri, A. (2021). *The Development of an Optical Fiber Based Gamma Thermometer* (Doctoral dissertation, The Ohio State University).