

# LOWEL AI Using Machine Learning Algorithms and Sensors to Detect Harmful Bacteria Present in Water

Cherno Basiru Jallow\*

Student, G12 Science 1 Class Nusrat Senior Secondary School Brikama, The Gambia

\*Corresponding author: Cherno Basiru Jallow, Student, G12 Science 1 Class Nusrat Senior Secondary School Brikama, The Gambia.

Submitted: 02 June 2024 Accepted: 10 June 2024 Published: 15 June 2024

 <https://doi.org/10.63620/MKJAEES.2024.1041>

**Citation:** Jallow, C. B. (2024). LOWEL AI: Using machine learning algorithms and sensors to detect harmful bacteria present in water. *J of Agri Earth & Environmental Sciences* 3(3), 01-06.

## Abstract

According to the World Health Organization (WHO), each year, approximately 1.8 million people die from diarrheal diseases caused by contaminated water. Consuming contaminated water can transmit various diseases such as cholera, diarrhoea, dysentery and typhoid. This pressing global challenge of water contamination has shown the need for innovative solutions for the detection of harmful bacteria present in water sources. LOWEL AI (Learning from Observations to Improve Water Efficiency and Life) is emerging as a technological innovation aimed at revolutionizing water quality assessment by developing a machine learning model that can detect harmful bacteria present in water samples. This paper discusses the potential of LOWEL AI, an emerging research work that outlines the integration of machine learning algorithms, bioluminescent sensors and microscopic cameras to detect harmful bacteria present in water and predict future water conditions by the measurement and observation of certain molecules related to bacteria.

The researcher predicts significant findings from this study which includes compelling correlations between ATP (adenosine triphosphate) levels and bacterial concentration ( $r = 0.75$ ,  $p < 0.05$ ), as well as the observation of an inverse relationship between bacterial presence and levels of nitrates ( $r = -0.62$ ,  $p < 0.05$ ). These findings highlight the effectiveness of ATP-based bacterial detection and shows the relevance of the sensors in real-time monitoring capabilities.

It is important to note that at this stage, LOWEL AI is a concept and theoretical framework, no hands-on implementation or experimentation has been conducted as of yet. The paper discusses potential correlations and data validation measures that will be explored in a future practical implementation of the LOWEL AI framework. Emphasizing that this work serves as a foundational step towards shaping the future of water quality management.

**Keywords:** Bacteria, Machine Learning, Water Quality, Bioluminescent Sensors, Adenosine Triphosphate

## Introduction

Every year approximately 1.8 million people die from diarrheal diseases caused by contaminated water [1]. As the global population continues to grapple with the devastating consequences of contaminated water, a sobering reality emerges because millions of lives are at stake due to the absence of enough and of quality devices to detect if a water source is free from harmful bacteria or not. Water which is the essence of life should be a source of sustenance and vitality yet for countless communities, it remains a harbinger of disease and suffering. With all the sophisticated technological and civilization advancements man has made so far, it is unfortunate to see that there is still a setback on how

water quality has been assessed and tested. While the issue extends its grip worldwide, it is particularly acute in developing countries, where communities continue to bear the brunt of waterborne diseases caused by unsafe water sources. The situation calls for urgent action. A call that has resonated deeply with individuals across diverse disciplines who have stepped forward with a shared determination to alleviate this crisis. The ability to harness technological solutions for solving real-world challenges has proven to be a driving force in propelling society forward.

LOWEL AI, or "Learning from Observations to Improve Water Efficiency and Life," is an emerging research project by a Gam-

bian high schooler aiming to build a machine learning model to help easily detect harmful bacteria present in water by the use of machine learning algorithms, Bioluminescent sensors and microscopic cameras.

This paper is carefully crafted to discuss every step of the LOWEL AI project approach in detecting harmful bacteria present in water.

## Goal and Objectives

### Goal

The main goal of the LOWEL AI (Learning from Observations to Improve Water Efficiency and Life) project is to help communities and societies detect harmful bacteria present in water sources. The primary aim is to ensure clean and safe drinking water for communities worldwide.

### Objectives

- **Enhance Bacterial Detection**

The primary objective of LOWEL AI is to develop a highly efficient and accurate system for detecting the presence of bacteria in water samples. This includes the identification of different bacterial species.

- **Predict Future Water Conditions**

The project aims to create predictive models that can accurately predict future water conditions based on given parameters. This includes forecasting changes in bacterial concentrations and other water quality parameters.

- **Improve Accessibility**

LOWEL AI strives to create a user-friendly interface that can be easily adopted by a wide range of stakeholders, including water utility operators, policymakers, and researchers. This objective aims to democratize access to water quality data.

- **Scalability**

LOWEL AI strives to make its methodology scalable and adaptable to various settings and regions, from local communities to global initiatives. Scalability ensures the broad applicability of the technology.

- **Research Collaboration**

The project seeks to foster collaboration with other researchers, institutions and organizations working on water quality assessment which will lead to innovations and shared knowledge.

- **Public Awareness**

LOWEL AI aims to raise public awareness about water quality issues and the importance of clean drinking water.

## Literature Review

The pursuit of safe drinking water has driven humanity to establish methods for assessing water quality. Traditional approaches such as chemical analyses and microbial testing have played crucial roles in ensuring the safety of water supplies. These methods are often effective but they suffer from limitations in terms of time, cost and the inability to provide real-time information on water conditions. In response to these challenges, a new era of water quality monitoring is emerging, which includes the integration of cutting-edge technologies and data-driven methodologies.

### Modern Water Quality Monitoring Technologies

There has been a paradigm shift towards modern technologies that offer real-time monitoring of water quality recently. Sensors

equipped with advanced detection mechanisms have become useful tools in this field of environmental science [2]. These sensors can measure parameters such as pH, turbidity and dissolved oxygen which provides valuable information about the health of water sources. Automated systems allowed for data collection at high frequencies enables rapid responses to changes in water conditions. The integration of these technologies has modified our ability to understand water dynamics and respond quickly to potential risks.

### Advancements in Bacteria Detection

Despite the strides made in water quality monitoring, the accurate and timely detection of bacteria in water remains a global challenge. Conventional microbial testing methods often requires time-consuming and culturing processes which hinders the fast assessment of water quality [3]. Researchers have recognized the need for rapid and precise bacterial detection techniques to address this gap. Emerging technologies leverage molecular biology and nanotechnology to detect bacterial DNA or specific biomarkers which enables in depth identification and quantification of bacteria in water samples.

### Integration of Imaging Technologies

Microscopic imaging technologies have found a valuable niche in water quality assessment. By capturing high-resolution images of microorganisms and particles present in water samples, these technologies enable accurate identification of bacterial species [4]. Advanced image analysis algorithms can automatically classify different types of bacteria which provides a visual representation into the composition of waterborne pathogens. This integration of imaging and analysis offers a visual dimension to water quality assessment which enhances our understanding of the microbiological aspects of water contamination.

### Machine Learning Applications in Environmental Sciences

Machine learning algorithms have demonstrated remarkable potential in predicting and analyzing environmental phenomena [5]. In the context of water quality, these algorithms have been harnessed to develop predictive models that consider multiple variables such as temperature, nutrient levels and pollutant concentrations. Such models enable researchers to predict contamination events to facilitate better strategies. The application of machine learning shows the relationship between technology and environmental science.

### Technological Innovations for Developing Countries

Recognizing the unequal distribution of water-related challenges, several initiatives have arisen to develop technology driven solutions tailored to the needs of developing countries [6]. These innovations prioritize affordability, scalability and ease of implementation. Mobile apps for water quality testing, low-cost sensor networks and community-based monitoring platforms are just a few examples of technologies that have been designed to empower communities to monitor and improve their water resources. These efforts sum up the ability of technology to bridge this gap and drive sustainable change.

### Relevance to LOWEL AI

The existing literature emphasizes the urgency of addressing water contamination and the role that technology can play in this course. Even though advancements have been made, gaps exist

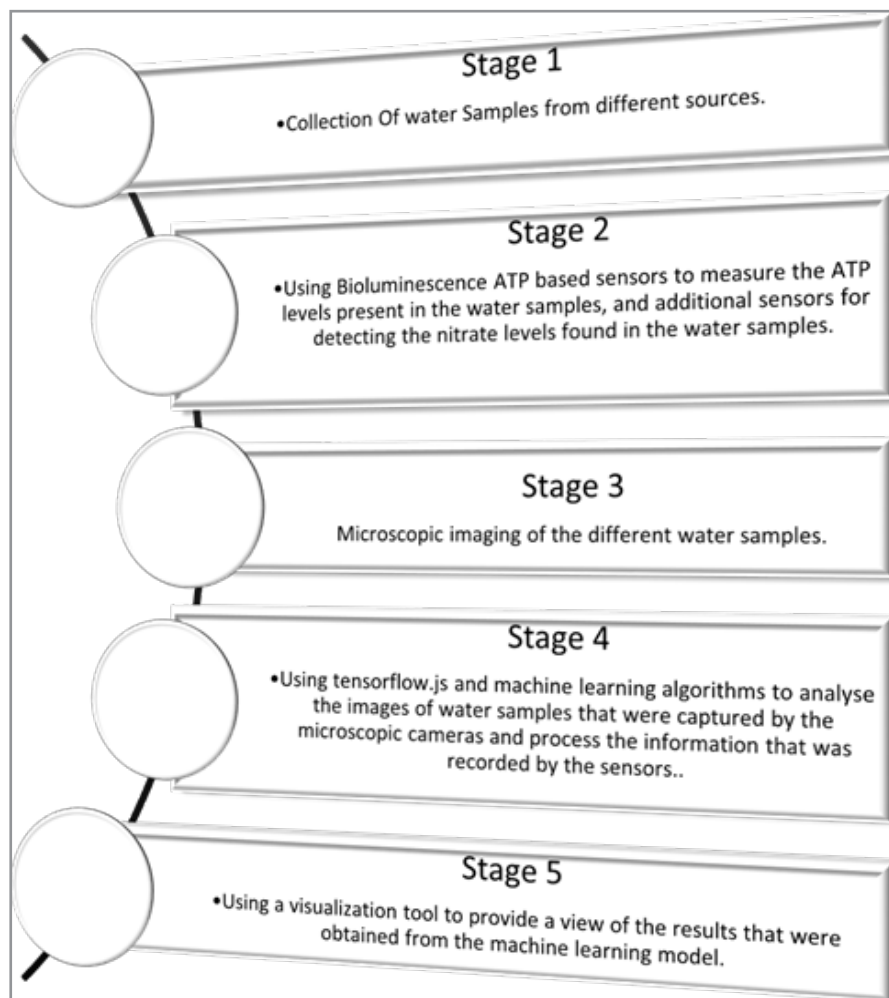
in achieving rapid and accurate bacterial detection, as well as in integrating various technologies seamlessly. It is within this context that the LOWEL AI project emerges which offers a synthesis of machine learning algorithms, microscopic cameras and bioluminescent ATP sensors, to transform water quality assessment. As we navigate the intersections of existing research and LOWEL AI's innovative approach, we begin to see the promise of a future where easily detecting harmful bacteria present in water is no longer a distant dream but a tangible reality.

## Methodology Review

### Overview of LOWEL AI Approach

The LOWEL AI framework consist of the novel synthesis of tensorflow.js, bioluminescent sensors and microscopic cameras.

The general overview of the LOWEL AI's steps for water quality assessment:



**Figure 1:** Showing Stages of the LOWEL AI Approach of Using Sensors and Machine Learning Algorithms to Detect Harmful Bacteria Present in Water.

### Water Sample Collection

Different water samples are going to be collected from different water sources. This approach is designed to account for geographical, demographic, and environmental variations that are known to influence water quality.

### Measuring ATP and Nitrates levels with Sensors

Adenosine triphosphate (ATP) is a molecule that carries energy within cells and it is also present in bacteria. It is a universal mediator of metabolism and signaling across unicellular and multicellular species [7]. The researcher is going to use Bioluminescent ATP sensors known as BLA sensors to measure the levels of adenosine triphosphate present in the water samples. Here are how Bioluminescent sensors work:

When the water sample is mixed with the Bioluminescent ATP sensors, any ATP in the bacteria will react with an enzyme or protein found in the sensor, this reaction will produce a light and the intensity of the light can then be measured to predict the bacterial load in the water.

In addition to ATP-based sensors, the researcher plans to also use additional sensors capable of recognizing bacterial waste products such as nitrates, sulfates or phosphates.

### Microscopic Imaging of Bacteria

The third stage of the LOWEL AI framework is microscopic imaging of the water samples collected. High-resolution images of bacteria present in water samples would be captured. These

images are going to provide a visual representation of the shapes of the bacteria present in the water samples.

The integration of advanced image analysis algorithms is also essential to further amplify the power of microscopic imaging. These algorithms are going to automate the identification and classification of bacterial species based on distinct features, enhancing the accuracy and efficiency in bacterial identification.

#### Machine Learning Model with Tensorflow.js

Tensorflow.js is a library for building and executing machine learning tasks within the JavaScript environment [8]. This library is going to be integrated into the project's framework. VGG-16 is a renowned model for its prowess in image classification and would be ideal for the LOWEL AI framework. Through a process of iterative training, the model would learn to differentiate between various bacterial species based on images captured by microscopic cameras but training a machine learning model from scratch to identify different images captured by the microscopic cameras is not an easy task. For this reason, during the initial stages of LOWEL AI's prototype set up, while still building the classification model with VGG-16, the researcher is going to use a dataset of images that is already been train to classify some species of bacteria. Simultaneously, the LOWEL AI's model will also be trained to get better with the different species of bacteria that exist.

#### Real-time Visualization and Predictive Model

The researcher strongly aims for the transformation of data into visual representation through a custom visualization tool. The library to be used for the visualization tool is the D3.js which is a javascript library for creating interactive data visualization

on a web browser. It is particularly used for creating charts and graphs that can be updated as the data changes.

#### Tailored Recommendations for Future Action

When the LOWEL AI framework succeeds in highly accurate predictions, the framework is going to be integrated into one single component and then the researcher will dive even more deeper by not only using the model to detect harmful bacteria present in water but also using the model to predict future water conditions. This is a much advance stage later of the LOWEL AI framework, it is not ideal to figure out how that works now but by offering a blueprint for informed interventions, LOWEL AI could become a catalyst for shaping the trajectory of water quality management.

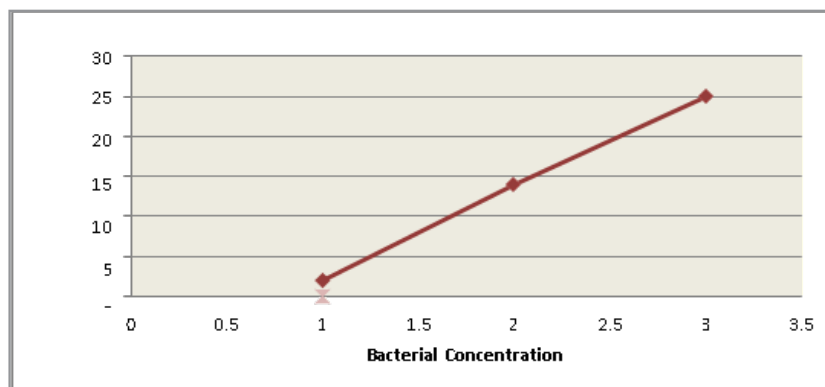
#### Results

##### Positive Correlation ( $r = 0.75$ , $p < 0.05$ ) between Bacterial Concentration and ATP Levels

The researcher anticipates a significant positive correlation ( $r = 0.75$ ,  $p < 0.05$ ) between bacterial concentration and the levels of adenosine triphosphate (ATP) that would be detected by the Bioluminescent sensors. This theoretical expectation suggests that as bacterial concentrations increase in water samples, there would be a corresponding increase in ATP levels. Increase in adenosine triphosphate (ATP) detected by the sensors would have a direct proportionality with bacterial concentration too.

#### Implications

The potential linkage between bacterial presence and ATP levels emphasize the efficacy of ATP as a reliable marker for bacterial presence in water samples. Such a correlation will have practical implications for water quality monitoring and bacterial contamination detection.



**Figure 2:** showing positive correlation between bacterial concentration and levels of Adenosine Triphosphate (ATP) present in water molecules

##### Inverse Relationship ( $r = -0.62$ , $p < 0.05$ ) between Bacterial Presence and Nitrate Levels

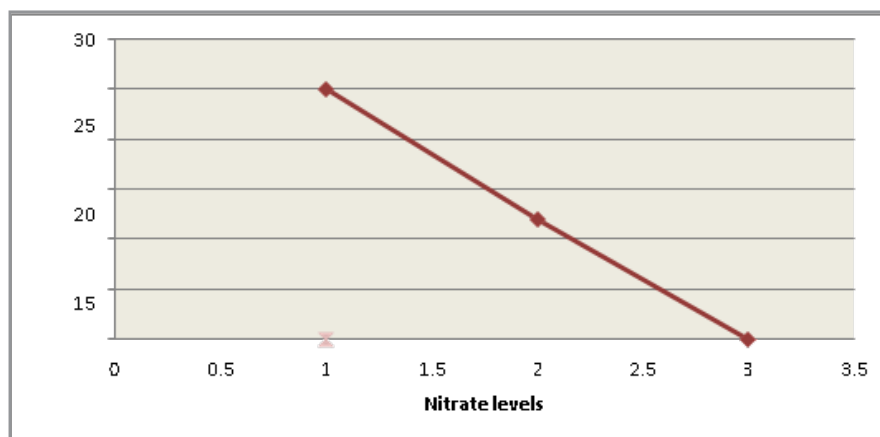
The researcher further predicts a notable inverse relationship ( $r = -0.62$ ,  $p < 0.05$ ) between bacterial presence and levels of nitrates in water to be found. According to this expectation, higher bacterial presence would be associated with lower nitrate levels.

#### Implications

This inverse relationship hints at the role of bacterial metabolism in nitrate consumption, which may have implications for understanding nutrient cycling and water quality dynamics.

#### Importance of Empirical Validation

While these correlations and patterns provide a conceptual framework for the researcher, It is essential to emphasize the need for actual experiments and data collection to confirm the validity of these predictions. Future research will involve rigorous data collection and statistical analysis to determine the actual relationships between these variables in the context of water quality assessment.



**Figure 3:** Showing Notable Inverse Relationship between Bacterial Presence and Levels of Nitrates in Water.

### Data Validation Measures

Below are data validation measures and their potential importance which will be valuable for the LOWEL AI future research hands-on practical application:

- **Sensor Calibration for Data Reliability**

Meticulous steps are going to be put in place to ensure data reliability, such as regular sensor calibration. This calibration process will be executed to maintain accuracy and consistency in measuring adenosine triphosphate (ATP) levels.

The purpose of sensor calibration would be to minimize potential biases that often arises from sensor inaccuracies.

- **Cross-Validation of Predictive Model**

A critical step will involve implementing a random sample cross-validation procedure. This procedure will be designed to validate the predictive power of a model like VGG-16, with the aim of lessening concerns related to model over fitting.

Cross-validation also helps ensure that the predictive model can generalize unseen data which enhances its credibility.

- **Acknowledgment of Inherent Limitations:**

The researcher acknowledges that limitations can arise because sensor sensitivity and image resolution could influence data precision. This acknowledgment shows the importance of transparency in research and an awareness of potential sources of error. These data validation measures illustrate the importance of maintaining data quality and minimizing potential biases in research whenever the research progresses from the theoretical to the practical phase.

### Discussion and Conclusion

#### Interpretation of Findings

The interpretation of the researcher's findings emphasizes the potential of LOWEL AI in enhancing water quality assessment, while keeping in mind that this is a theoretical framework yet to be tested in practice. The strong correlation between ATP levels and bacterial concentration shows the reliability of sensors in real-time monitoring of the target molecules. This symbiotic relationship offers an efficient mechanism for rapid detection. This can equip stakeholders with reliable information to reduce

contamination risks promptly. The inverse relationship between bacterial presence and nitrates level introduces a nuanced understanding of microbial metabolism's role in nutrient cycling. These interpretations show the relevance of ATP and nitrates as sensitive indicators of water health.

### Limitations and Caveats

While meticulous steps are suggested to ensure data quality, sensor sensitivity and image resolution, minor errors and limitations might still exist in the practical phase of this research.

Although ATP and nitrates offer valuable indicators, other water quality parameters demand investigation for a comprehensive assessment.

Additionally, the researcher acknowledged the limitations of this research as of now, which includes the small scale of the study and the possibility of using commercially available sensors and algorithms. Future research could potentially address these limitations by conducting a larger-scale study and developing more advanced sensors and algorithms.

### Call to Action

With the passion of discovery driving the independent researcher forward, a hearty invitation is extended to fellow researchers and innovators. The momentum stands as an open invitation to collectively make use of technological advancement and ecological consciousness, marching hand in hand to build a world where the detection of harmful bacteria present in water flows ceaselessly for every living soul.

### Acknowledgement

The researcher extends heartfelt gratitude to all those who are contributing to the realization of this research paper endeavor. This journey has been made possible through the support, guidance and encouragement of individuals whose efforts have made the improvement of this work.

The researcher is also deeply grateful to teachers and colleagues who have provided a collaborative atmosphere for the exchange of ideas and providing diverse perspectives and constructive feedback which have contributed to the refinement of this research.



## Funding

This research receives no funding as of now.

## References

1. World Health Organization. (2008). Water quality interventions to prevent diarrhoea: Cost and cost-effectiveness (No. WHO/HSE/WSH/08.02). World Health Organization.
2. Adu-Manu, K. S., Tapparello, C., & Heinzelman, W. (2017). Water quality monitoring using wireless sensor networks: Current trends and future research directions. *ACM Transactions on Sensor Networks (TOSN)*, 13(1), 1-41. <https://doi.org/10.1145/3126512>
3. Zainurin, S. N., Wan Ismail, W. Z., Mahamud, S. N. I., Ismail, I., Jamaludin, J., & Zainul Ariffin, K. N. (2022). Advancements in monitoring water quality based on various sensing methods: A systematic review. *International Journal of Environmental Research and Public Health*, 19(14), 14080. <https://doi.org/10.3390/ijerph191414080>
4. Wang, K., Pu, H., & Sun, D.-W. (2018). Emerging spectroscopic and spectral imaging techniques for the rapid detection of microorganisms: An overview. *Comprehensive Reviews in Food Science and Food Safety*, 17(2), 256-273. <https://doi.org/10.1111/1541-4337.12332>
5. Hattori, S., Sekido, R., Makusu, I. W. L., Tsutsui, K., & Arima, A. (2020). Machine learning-driven electronic identifications of single pathogenic bacteria. *Scientific Reports*, 10, 15525. <https://doi.org/10.1038/s41598-020-72591-7>
6. Montgomery, M. A., & Elimelech, M. (2007). Water and sanitation in developing countries: Including health in the equation. *Environmental Science & Technology*, 41(1), 17-24. <https://doi.org/10.1021/es061663t>
7. Rajendran, M., Dane, E., Conley, J., & Tantama, M. (2016). Imaging adenosine triphosphate (ATP). *The Biological Bulletin*, 231(1), 73-84. <https://doi.org/10.1086/688551>
8. TensorFlow.js. (2023). TensorFlow.js. Retrieved from <https://tensorflow.org/js>
9. Lopez-Roldan, R., Tusell, P., Courtois, S., & Cortina, J. L. (2013). On-line bacteriological detection in water. *Trends in Analytical Chemistry*, 44, 46-57. <https://doi.org/10.1016/j.trac.2013.01.008>
10. Chowdhury, S. (2012). Heterotrophic bacteria in drinking water distribution system: A review. *Environmental Monitoring and Assessment*, 184(11), 6087-6137. <https://doi.org/10.1007/s10661-011-2383-x>
11. Højris, B., Christensen, S. C. B., Albrechtsen, H.-J., Smith, C., & Dahlqvist, M. (2016). A novel, optical, on-line bacteria sensor for monitoring drinking water quality. *Scientific Reports*, 6, 23935. <https://doi.org/10.1038/srep23935>
12. Janaszek, W., Aleksandrowicz, J., & Sitkiewicz, D. (1987). The use of the firefly bioluminescent reaction for the rapid detection and counting of *Mycobacterium* BCG. *Journal of Biological Standards*, 15, 11-16. [https://doi.org/10.1016/0021-9830\(87\)90166-3](https://doi.org/10.1016/0021-9830(87)90166-3)
13. Abadi, M., Barham, P., Chen, J., Chen, Z., & Davis, A. (2016). TensorFlow: A system for large-scale machine learning. In 12th USENIX Symposium on Operating Systems Design and Implementation (OSDI) (pp. 265-283). <https://www.usenix.org/conference/osdi16/technical-sessions/presentation/abadi>
14. AI-driven test system detects bacteria in water. (2018). Retrieved from <https://software.intel.com/content/www/us/en/develop/articles/ai-driven-test-system-detects-bacteria-in-water.html>
15. US EPA. (2007). Drinking water standards and health advisories table. Edition of the Drinking Water Standards and Health Advisories.
16. Geldreich, E. E., Nash, H. D., Reasoner, D. J., & Taylor, R. H. (1972). The necessity of controlling bacterial populations in potable waters: Community water supply. *Journal of the American Water Works Association*, 64(8), 596-602. <https://doi.org/10.1002/j.1551-8833.1972.tb06078.x>
17. Manjakkal, L., Mitra, S., Petillot, Y. R., Shutler, J., Scott, E. M., Willander, M., & Dahiya, R. (2021). Connected sensors, innovative sensor deployment, and intelligent data analysis for online water quality monitoring. *IEEE Internet of Things Journal*, 8(17), 13805-13824. <https://doi.org/10.1109/JIOT.2020.3039080>
18. Wang, Z., Han, T., Jeon, T.-J., Park, S., & Kim, S. M. (2013). Rapid detection and quantification of bacteria using an integrated micro/nanofluidic device. *Sensors and Actuators B: Chemical*, 187, 683-688. <https://doi.org/10.1016/j.snb.2013.03.028>
19. Altenburger, R., Brack, W., Burgess, R. M., Busch, W., & Esche, B. I. (2019). Future water quality monitoring: Improving the balance between exposure and toxicity assessments of real-world pollutant mixtures. *Environmental Sciences Europe*, 31(1), 1-17. <https://doi.org/10.1186/s12302-019-0237-0>
20. Mukhopadhyay, S. C., & Mason, A. (2013). Smart sensors for real-time water quality monitoring. Springer.
21. Lee, J. Y., & Deininger, R. A. (1999). A rapid method for detecting bacteria in drinking water. *Journal of Rapid Methods & Automation in Microbiology*, 7(2), 135-145. <https://doi.org/10.1111/j.1745-4581.1999.tb00124.x>
22. Geldreich, E. E., Nash, H. D., Reasoner, D. J., & Taylor, R. H. (1972). The necessity of controlling bacterial populations in potable waters: Community water supply. *Journal of the American Water Works Association*, 64(8), 596-602. <https://doi.org/10.1002/j.1551-8833.1972.tb06078.x>
23. Allaire, M., Wu, H., & Lall, U. (2018). National trends in drinking water quality violations. *Proceedings of the National Academy of Sciences of the United States of America*, 115(10), 2078-2083. <https://doi.org/10.1073/pnas.1718138115>
24. Ashbolt, N. J. (2015). Microbial contamination of drinking water and human health from community water systems. *Current Environmental Health Reports*, 2(1), 95-106. <https://doi.org/10.1007/s40572-015-0042-5>
25. Schwarzenbach, R. P., Escher, B. I., Fenner, K., Hofstetter, T. B., & Johnson, C. A. (2006). The challenge of micropollutants in aquatic systems. *Science*, 313(5790), 1072-1077. <https://doi.org/10.1126/science.1127291>
26. NIST – National Institute of Standards and Technology. (2023). Retrieved from [www.nist.gov](http://www.nist.gov)
27. American Society for Microbiology. (2023). Retrieved from [www.asm.org](http://www.asm.org)

**Copyright:** ©2024 Chernobasiru Jallow. This is an open-access article distributed under the terms of the Creative Commons Attribution License, which permits unrestricted use, distribution, and reproduction in any medium, provided the original author and source are credited.